



# Solid Waste Management In Surabaya City

GOVERNMENT OF  
SURABAYA

2012

2015





# ORIENTATION OF SURABAYA CITY

National, Surabaya is centre point of East Indonesia.

Regional, Surabaya is capital and service and cultural centre in East Java.



## PREVIEW OF SURABAYA CITY

Name Of City	: Surabaya
Name Of Province	: East Java, Indonesia
Width	: ± 330,48 km <sup>2</sup>
Population	: ± 3 Millions Person
Number of District	: ± 31 District
Number of Urban Village	: ± 163 Urban Villages

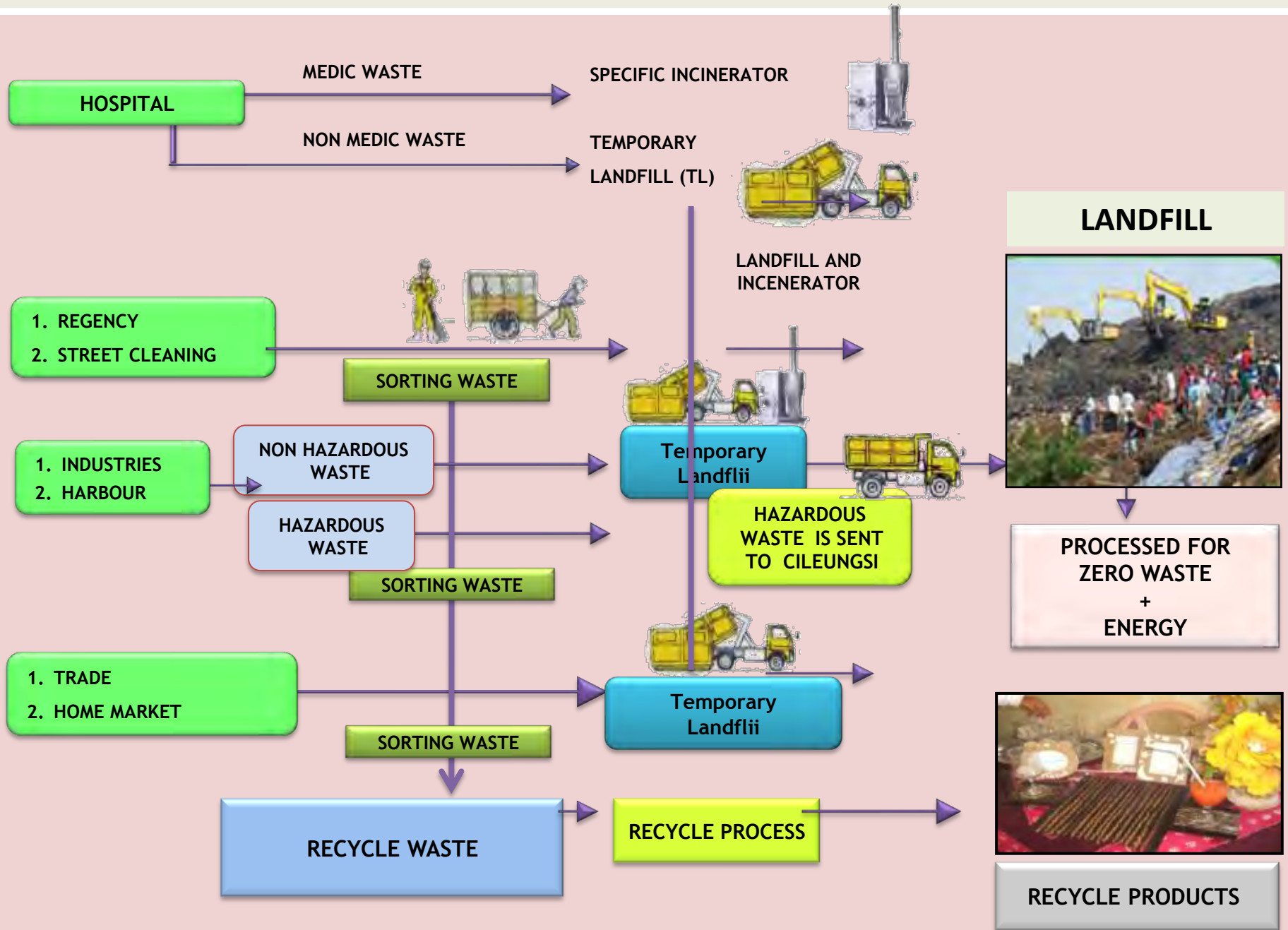


# WASTE IN TPA BENOWO (TON A YEAR)

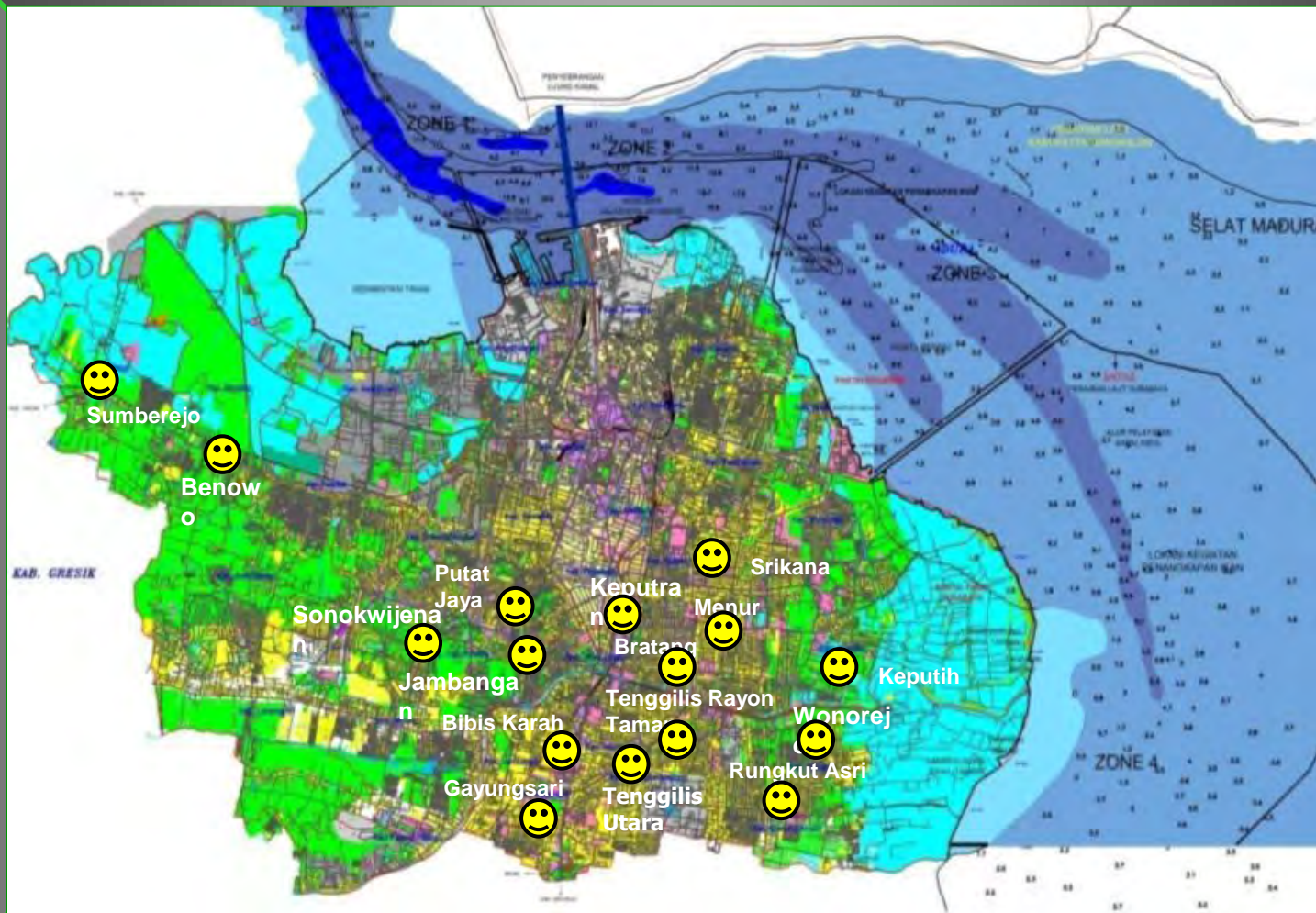


	2005	2006	2007	2008	2009	2010
Target	1819	1815	1804	1797	1783	1765
Realisasi	1819	1640.7	1480.4	1258.7	1229.43	1241.8

# SCHEME OF SOLID WASTE MANAGEMENT



# Compost House In Surabaya City



☺ = 16 Compost House



# REPLICATED 3R IN SURABAYA CITY

## SOLID WASTE MANAGEMENT BASED ON COMMUNITY

### ACTIVITIES

1. Socialization
2. The form of Environmental Cadre
3. Community involve in:
  - Organic Waste process to be compost
  - inorganic Waste sell to inorganic waste collector or used to be recycle materials
  - Development and Enhance of Composting House
4. Distribution of waste management tool
5. Judicial hygiene operation



# REPLICATED 3R IN SURABAYA CITY

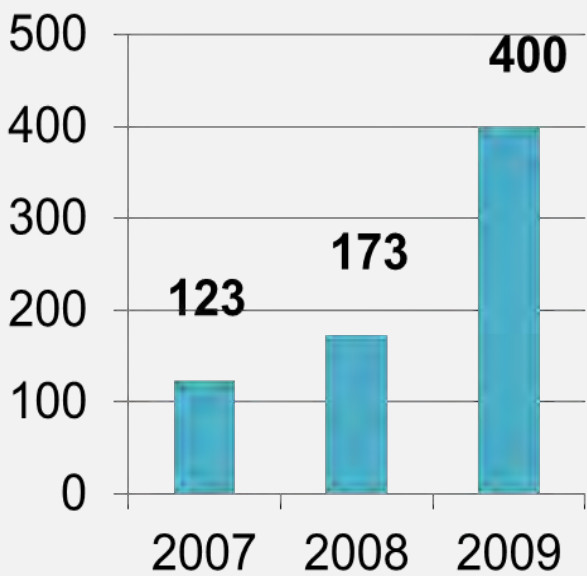
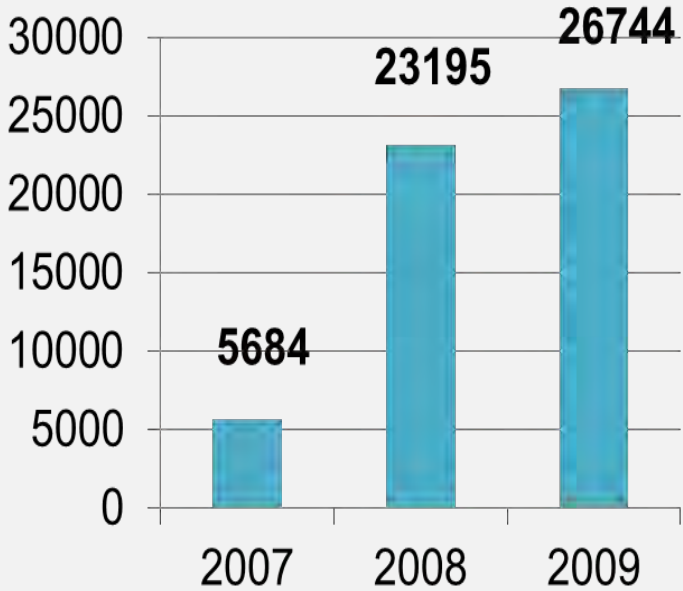


## SOLID WASTE MANAGEMENT BASED ON COMMUNITY

Growth of Environmental Cadre and facilitator

Environmental Cadre (Person)

Environmental Facilitator (Person)





# SOLID WASTE MANAGEMENT BASED ON COMMUNITY

## LOCATION AND OUTPUT

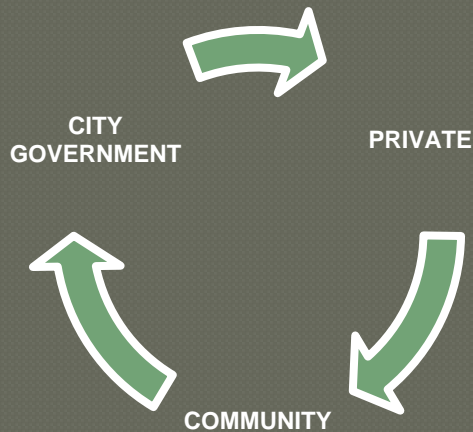
NO	LOCATION	ACTIVITIES	VOLUME OF WASTE BEFORE PROCESSED	REDUCE OF WASTE NUMBER	RESULT
1.	Mulyorejo, Gubeng, Sukolilo, Tambaksari, Tenggilis Mejoyo, Genteng, Krembangan, Wonokromo.	Distribution waste, Sorting, Processing waste to be compost , inorganic waste is sold back	22 – 40 m3 per RT A month	60 % an organic waste sold 30 % organic waste is processed to be compost Then 10 % throw in landfill	Rate Salary ± Rp. 1.500.000,00 / month
2.	Karah, Jambangan	<ul style="list-style-type: none"> <li><input type="checkbox"/> Sorting</li> <li><input type="checkbox"/> Cleaning</li> <li><input type="checkbox"/> Tree Planting</li> <li><input type="checkbox"/> Socialization Cleaning Program</li> <li><input type="checkbox"/> Process waste through home composter</li> </ul>	40,6 m3 / day	<ul style="list-style-type: none"> <li><input type="checkbox"/> 26,44 m3 / day reduce in Karah</li> <li><input type="checkbox"/> 1,3 m3 / day reduce by environmental cadre</li> <li><input type="checkbox"/> 12 m3 unprocessed waste throw in landfill</li> </ul>	<ul style="list-style-type: none"> <li><input type="checkbox"/> Compost 2 tons / month</li> <li><input type="checkbox"/> Result of inorganic waste sale Rp. 8.000.000,00 / month</li> </ul>
3.	Jambangan, Jambangan	Process use communal composter	2,75 tons/ day		Compost 600 kg / month

# SOLID WASTE MANAGEMENT BASED ON COMMUNITY

## LOCATION AND OUTPUT

NO	LOCATION	ACTIVITIES	VOLUME OF WASTE BEFORE PROCESSED	REDUCE OF WASTE NUMBER	RESULT
4.	Kali Rungkut	<ul style="list-style-type: none"><li>□ Sorting waste</li><li>□ Training of Solid Waste management</li><li>□ Solid Waste Management Organizer</li><li>□ Solid Waste Management in surrounding</li></ul>	1,1 tons/month	80 % waste's reduced	<ul style="list-style-type: none"><li>□ Waste Rate that is sent to Benowo landfill reduce about 80%/ day</li><li>□ less waste that littered the neighborhood</li></ul>
5.	Kenjeran Surrounding	<ul style="list-style-type: none"><li>□ Sorting waste</li><li>□ Training of Solid Waste management</li><li>□ Solid Waste Management Organizer</li><li>□ Solid Waste Management in surrounding</li></ul>	1,2 tons/month	40 % waste reduced	100 people in the neighborhood has been involved in waste treatment processes actively
6.	Tenggilis Mejoyo ( RT. 01,RT. 02,RT. 5,RT. 06 )	<ul style="list-style-type: none"><li>□ 50% household has been reduced organic waste using Takakura</li><li>□ Inorganic waste is sold to collectors</li></ul>	2,75 tons / day	50 % waste reduced	250-300 kg compost per month with an average additional income Rp. 250.000,-

# STAKE HOLDER ROLE IN SURABAYA



## 1. Participation of Government City in :

- Infrastructure
- Socialization
- Service

## 2. Participation of Organization and Private Companies in:

- CSR fund
- Helping the community i.e.: JAWA POS
- Socialization to community about hygiene (Tunas Hijau Organization, Sahabat Lingkungan Organization, ext.)



## 3. Participation of Community in:

- Greening (GSP, SAJISAPO, Ayo Menjadi Pahlawan Lingkungan)
- Solid Waste Management based on source reduction



# ENVIRONMENTAL ACHIEVEMENT



**ADIPURA**  
(National Environmental Award)  
Since 2005-2011  
Latest June 2011



**Indonesia  
GREEN  
Award** **REGION**

**IGRA**  
(Indonesia Green Region Award)  
September 2011



the official website of the  
**Association of Southeast Asian Nations**  
*one vision, one identity, one community*

**ENVIRONMENTAL SUSTAINABLE  
CITIES (ESC) AWARD**  
(ASEAN Environmental Award)  
November 2011





*Thank You*